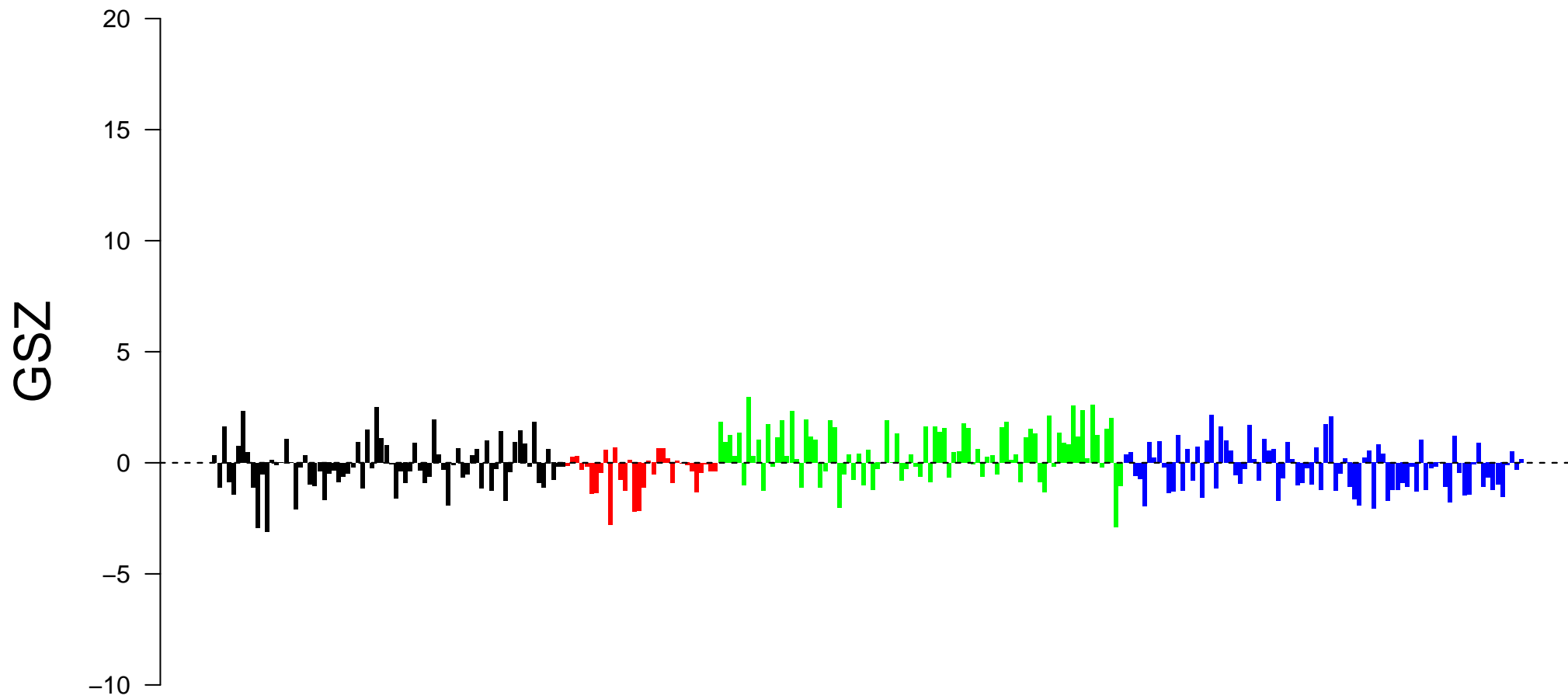
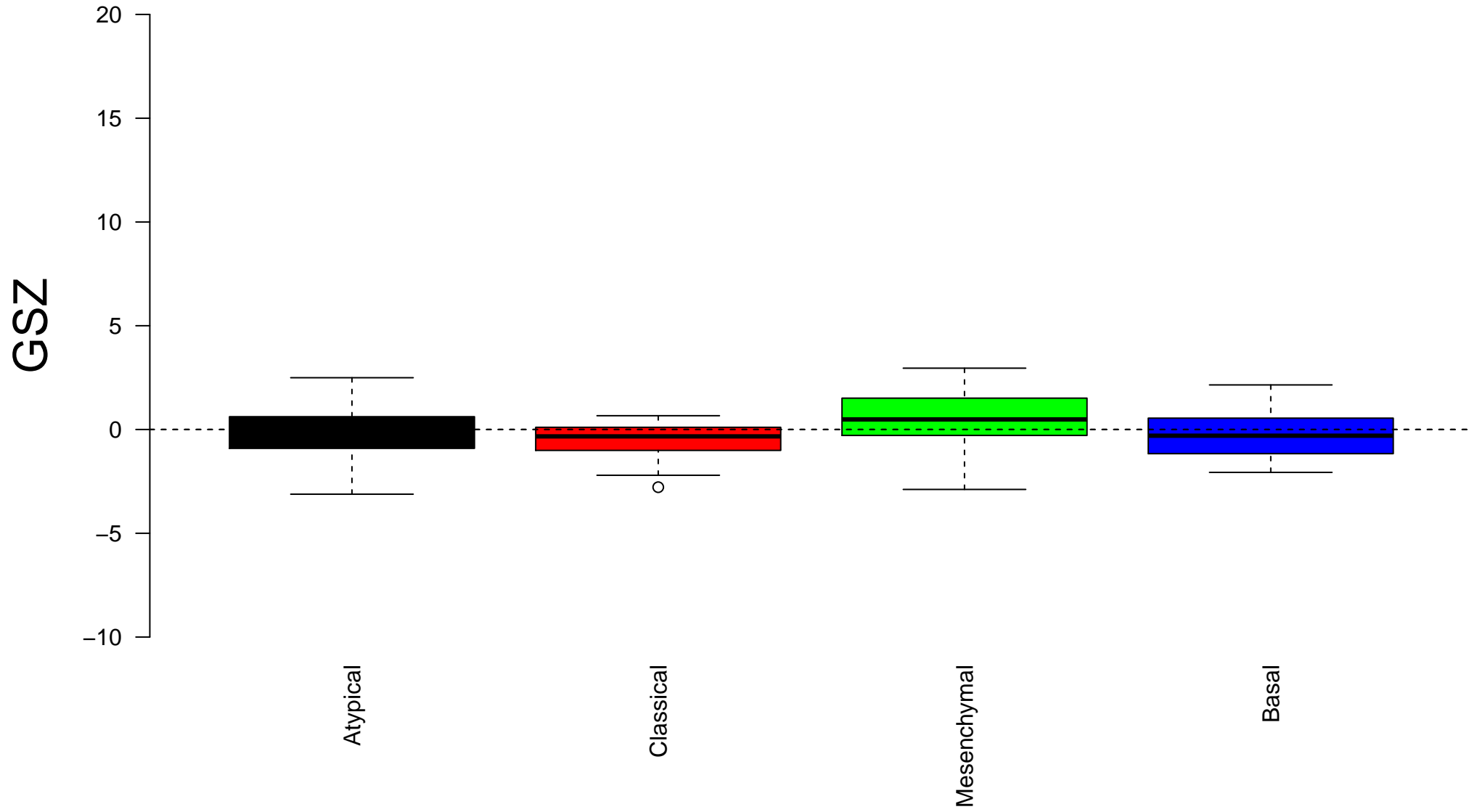


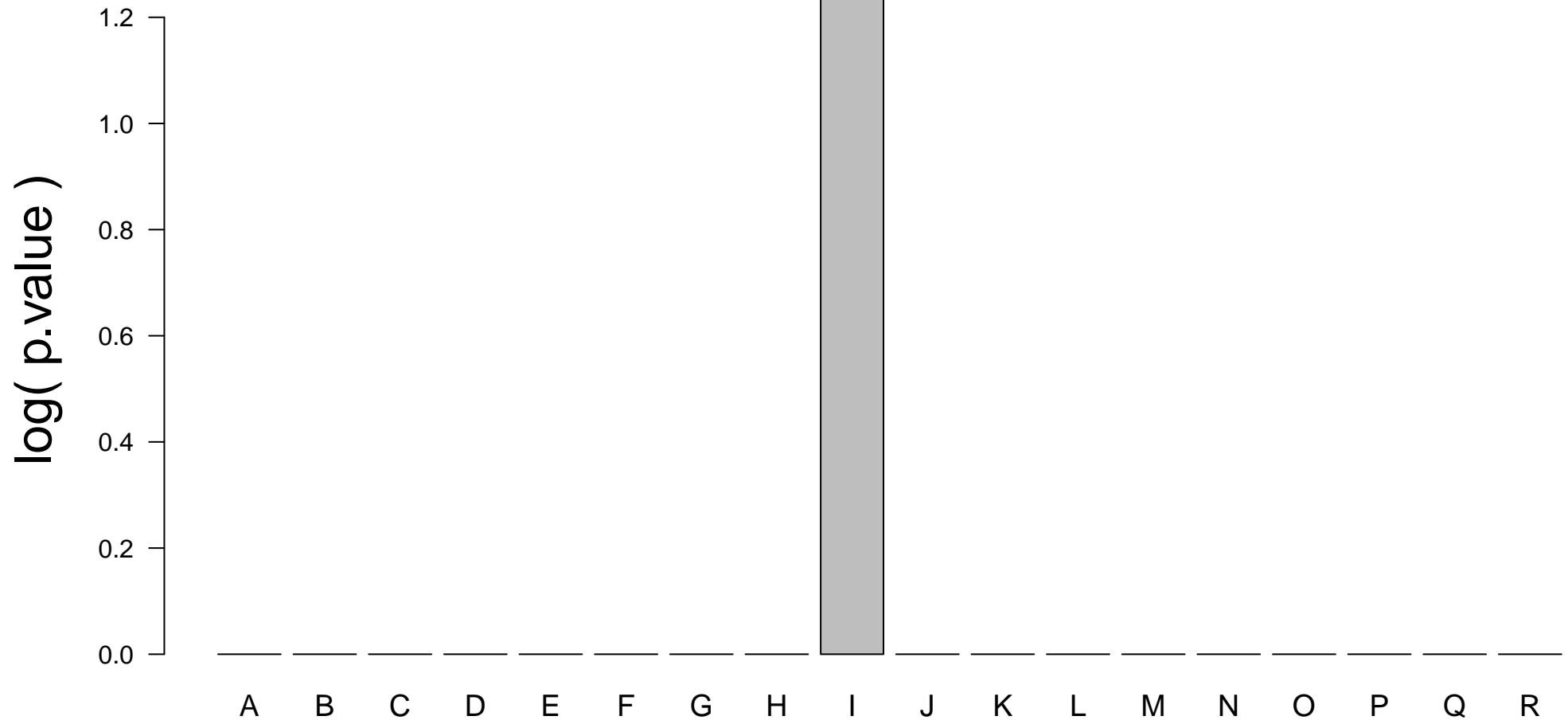
REACTOME_HDL_MEDIATED_LIPID_TRANSPORT




REACTOME_HDL_MEDIATED_LIPID_TRANSPORT




Enrichment in spots: REACTOME_HDL_MEDIATED_LIPID_TRANSPORT




Expression of REACTOME_HDL_MEDIATED_LIPID_TRANSPORT in Spot A




Expression of REACTOME_HDL_MEDIATED_LIPID_TRANSPORT in Spot B




Expression of REACTOME_HDL_MEDIATED_LIPID_TRANSPORT in Spot C




Expression of REACTOME_HDL_MEDIATED_LIPID_TRANSPORT in Spot D




Expression of REACTOME_HDL_MEDIATED_LIPID_TRANSPORT in Spot E



Expression of REACTOME_HDL_MEDIATED_LIPID_TRANSPORT in Spot F




Expression of REACTOME_HDL_MEDIATED_LIPID_TRANSPORT in Spot G



Expression of REACTOME_HDL_MEDIATED_LIPID_TRANSPORT in Spot H

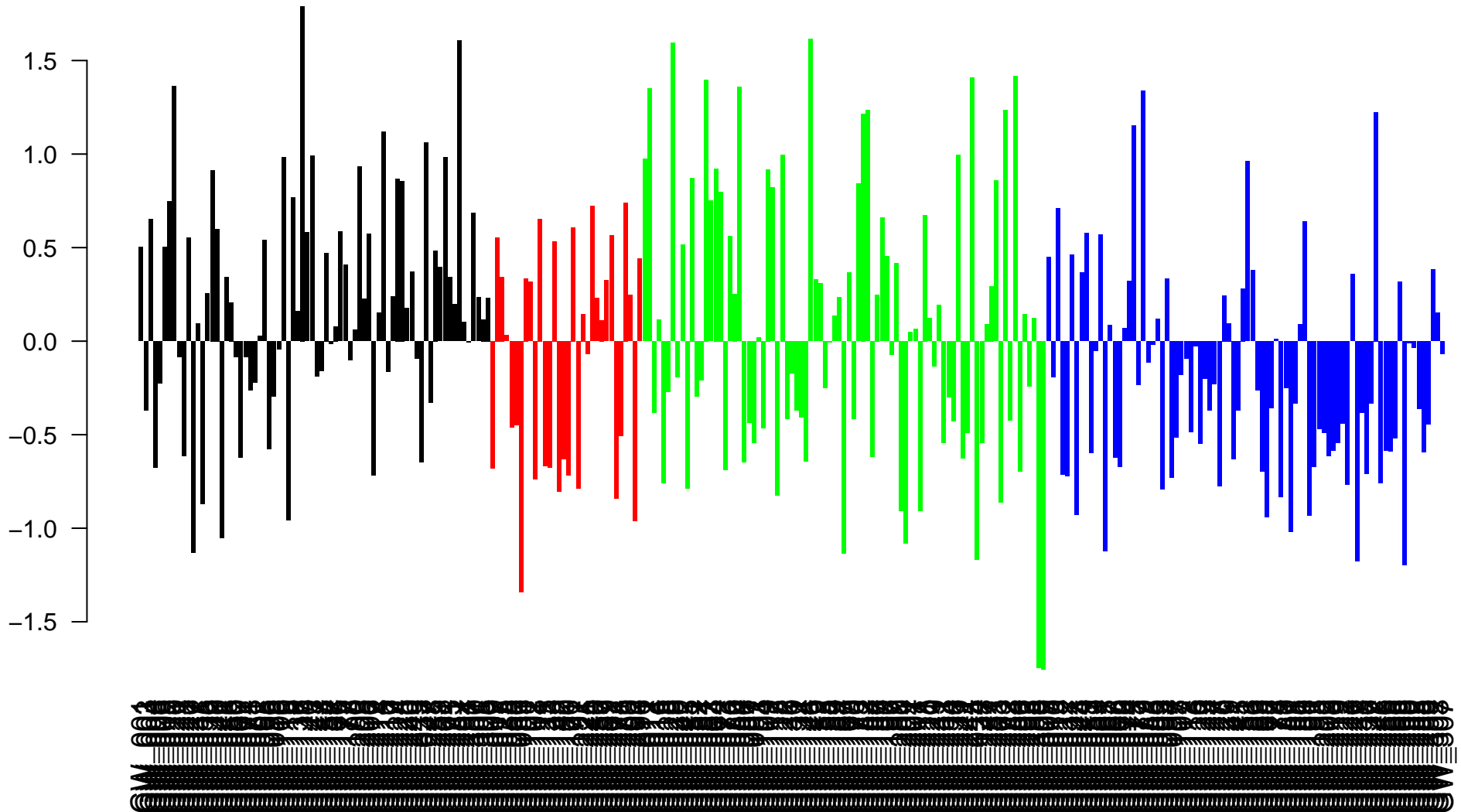
Δe

1.5
1.0
0.5
0.0
-0.5
-1.0
-1.5




Expression of REACTOME_HDL_MEDIATED_LIPID_TRANSPORT in Spot I


Δe




Expression of REACTOME_HDL_MEDIATED_LIPID_TRANSPORT in Spot J




Expression of REACTOME_HDL_MEDIATED_LIPID_TRANSPORT in Spot K




Expression of REACTOME_HDL_MEDIATED_LIPID_TRANSPORT in Spot L




Expression of REACTOME_HDL_MEDIATED_LIPID_TRANSPORT in Spot M



Expression of REACTOME_HDL_MEDIATED_LIPID_TRANSPORT in Spot N




Expression of REACTOME_HDL_MEDIATED_LIPID_TRANSPORT in Spot O




Expression of REACTOME_HDL_MEDIATED_LIPID_TRANSPORT in Spot P

Δe

1.5
1.0
0.5
0.0
-0.5
-1.0
-1.5



Expression of REACTOME_HDL_MEDIATED_LIPID_TRANSPORT in Spot Q



Expression of REACTOME_HDL_MEDIATED_LIPID_TRANSPORT in Spot R

Δe

1.5
1.0
0.5
0.0
-0.5
-1.0
-1.5

